



System **IDEAL ECO** Environmentally friendly underfloor heating

INTRODUCTION The JUPITER IDEAL ECO underfloor heating system is a unique 'dry installed' ecological, panel based system consisting of 30mm thick recycled wood fibre elements with integral aluminium heat diffusion plates on their surface. Dry installed means that no screed is used which in turn leads to faster installation and quicker heating up times. There are two panel types, Central Zone (CZ) panels with 2 pipes and Edge Zone (EZ) panels with 4 pipes. CZ panels are used in main living areas and EZ panels are used near large areas of glazing, bathrooms or simply when higher heat output is required. The main panels are 1000 mm x 500 mm and pre-formed panels for corners, loops and flow and return feeds are also available. The high density of the wood fibre panels gives the JUPITER IDEAL ECO system unique sound insulation properties that make it ideal for installations on separating floors. This makes the JUPITER IDEAL ECO system the only underfloor heating solution which contributes significantly to the requirements outlined in Part E, Building Regulations. For further information on sound insulation and acoustic data see the combined JUPITER IDEAL / Fermacell data sheet.

HOW IT WORKS?

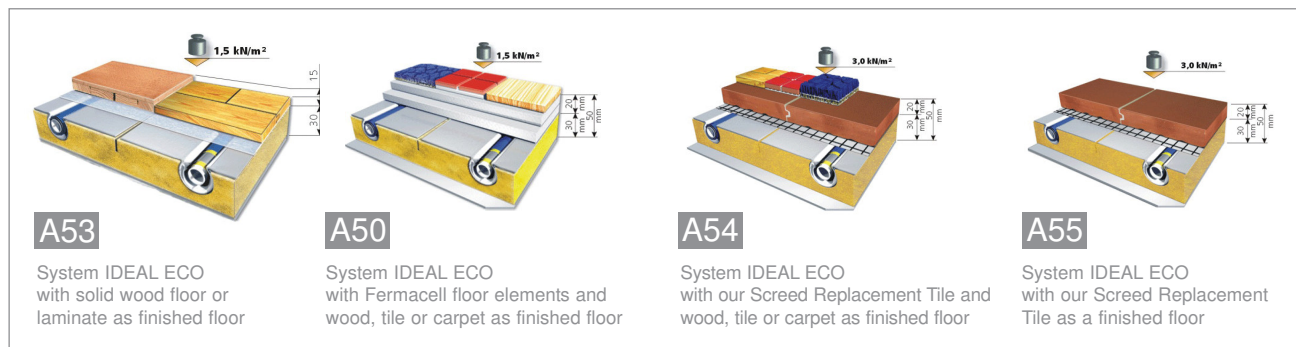
Water heated by a boiler or other heat source is pumped to the JUPITER manifolds located on each floor. The manifolds distribute the water around the heating circuits in the various rooms which then returns to the heat source for re-heating. The heat from the warm water is transferred through the pipe and aluminium plates to

the floor surface above. The aluminium plates ensure an even floor temperature. Once a room temperature has been achieved the thermostat sends a signal to a valve on the manifold which is then closed. Underfloor heating requires a far lower water temperature than radiators so typically the running costs are less.

FLOOR CONSTRUCTION - above our system

Solid timber, engineered boards and even laminate flooring can be installed directly on the JUPITER IDEAL panels (A53). We do recommend that you check with your supplier on their preferred installation procedures, overall experience and guarantee. You can also contact us for further advice on timber floor finishes. If you wish to apply carpets, tiles, linoleum etc. you will need to install a load

bearing surface on our heating panels first and in order to retain maximum heat output we recommend using either Fermacell Flooring Elements (A50) or our own 20mm Screed Replacement Tiles, S.R.T. (A54) The S.R.T. system can also be used as a finished floor and comes in a range of colours (A55). The choice of which load bearing surface to use is down to heat and loading requirement.



FLOOR CONSTRUCTION - below our system

The JUPITER IDEAL elements can be used with all forms of floor construction. On ground floors the system can be used in conjunction with concrete slabs, beam and block or traditional timber floor constructions. To meet building regulations further insulation may be required and we recommend Kingspan Kooltherm K3 as this has been

tested with our product to meet a high load capacity. If an increase in floor height is an issue the IDEAL ECO panels can be trimmed and installed between joists of varying centres - see our Between Joist leaflet for further information. If height increase is not an issue then the IDEAL ECO panels can be laid on existing floorboards.





System **IDEAL ECO**

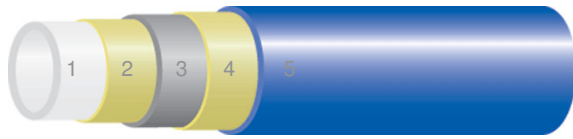
Environmentally friendly underfloor heating



JUPITER PIPE

At the core of the JUPITER heating system is our multi layer metal / polyethylene PE-RT pipe. The advantages of both metal and polyethylene are combined to give an air tight, long lasting and corrosion free pipe. JUPITER multi layer pipes are tested and approved to the highest standards.

- 1 Polyethylene pipe
- 2 Adhesive layer
- 3 Aluminium pipe
- 4 Adhesive layer
- 5 Polyethylene pipe



INSTALLATION

In most cases JUPITER IDEAL underfloor heating systems are installed either by our own engineers or through our nationwide network of installers. It can be installed by self builders and we have a comprehensive DVD which demonstrates all aspects of installing our different systems. We also supply heating circuit layout drawings as well as comprehensive support and advice.

THE BENEFITS

- Ecological material
- Low construction height
- Heats up in minutes rather than hours
- Energy efficient
- Sound insulation which contributes to Part E, Building Regulations
- Maintenance free
- Quick installation
- Space saving

GUARANTEE & CERTIFICATION

The JUPITER IDEAL underfloor heating system and associated products has been tested to, and met the following standards; BS EN 1264, DIN 1055, DIN 4108, DIN 18202, EnEV. All Jupiter products are guaranteed for 10 years. Our PE-RT multi pipe has been tested to have a life span of 50 years.


RESEARCH AND DEVELOPMENT

Our R&D department are continually exploring new ideas and materials to ensure that our product remains technically, the market leader.

ACCESSORIES AND TOOLS

We provide a comprehensive range of accessories for all heating and domestic water supply installations. We also hire our range of tools which are required for a correct installation of our system. Please see additional Tool Hire leaflet. JUPITER supplies all additional equipment such as manifolds, thermostats and blending valves to connect the UFH system to any type of boiler.

WORKING IN CONJUNCTION WITH:



Jupiter Heating Systems Ltd, Unit 1, The Barns, Pennypot Lane, Chobham, Surrey, GU24 8DJ
Phone 01276 859 066 www.jupiterunderfloorheating.com

“...no need to screed”TM